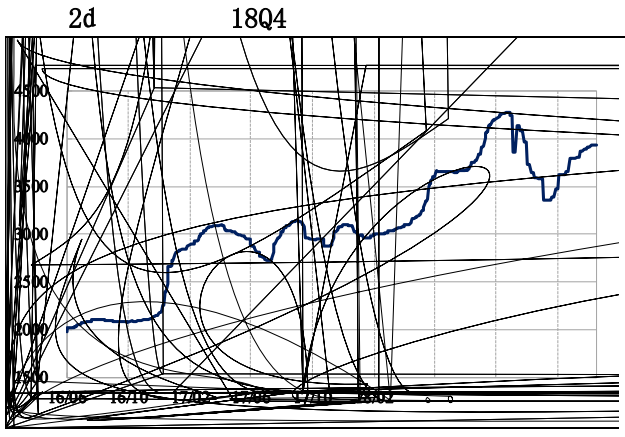

蔽

()

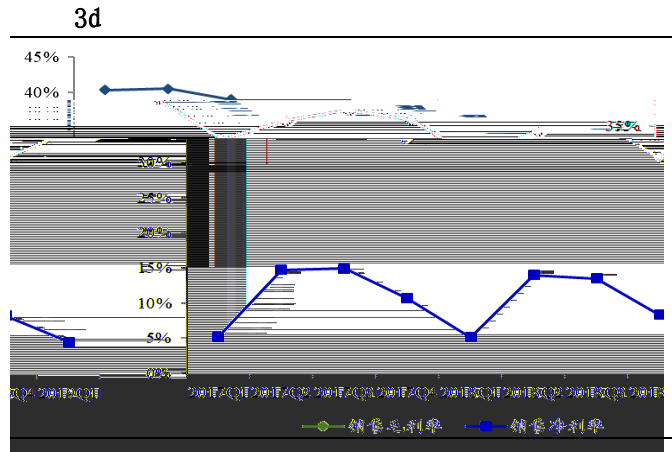
PM E S
7

S
7



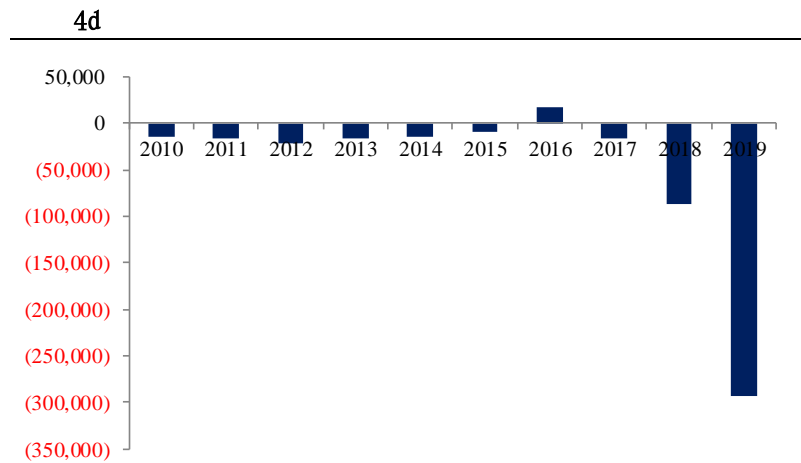


d



d

d



d

	2018	2019E	2020E	2021E
	13952	16372	19528	23720
倍	4855	5036	6166	7578
	0	0	0	0
	4511	6451	7486	8961
	224	348	365	455
	2172	2515	3036	3707
	5699	6092	6806	7415
	250	213	230	227
	0	0	0	0
	0	0	0	0
	3032	3762	4348	4806
	540	301	166	78
	0	0	0	0
	962	1156	1365	1587
	19652	22464	26334	31136
	9910	10999	12431	14814
	3713	5070	5563	6744
	0	137	81	116
	3200	2823	3571	4480
	2997	2968	3216	3474
	1653	956	1287	1249
	0	-275	-150	-167
	1653	1231	1437	1415
	11563	11954	13719	16063
	1492	1492	1492	1492
	1378	1378	1378	1378
	5193	7281	9343	11753
	188	191	195	200
	8088	10510	12615	15073
	19652	22464	26334	31136

	2018	2019E	2020E	2021E
	14046	17388	20601	24943
	9187	11101	13129	16069
	122	151	178	216
	1699	2087	2431	2893
	917	1406	1616	1896
	193	243	285	337
	62	313	371	449
比	0	0	0	0
	3	0	0	0
	1818	2319	2835	3331
	15	23	27	32
	10	16	19	22
	1822	2326	2843	3341
	311	397	485	570
	1511	1929	2358	2771
	3	3	4	5
	1508	1925	2353	2766
) 7	1.01	1.29	1.58	1.85

	2018	2019E	2020E	2021E
	36.5%	23.8%	18.5%	21.1%
	26.9%	27.6%	22.2%	17.5%
	21.7%	27.7%	22.2%	17.5%
	34.6%	36.2%	36.3%	35.6%
	10.7%	11.1%	11.4%	11.1%
ROE	19.1%	18.7%	18.9%	18.6%

	2018	2019E	2020E	2021E
	1511	1925	2353	2766
	243	309	389	463
	62	355	-16	23
	32	26	28	28
比	0	0	0	0
	193	243	285	337
	-3	0	0	0
	3	3	4	5

	58.8%	53.2%	52.1%	51.6%
	1.41	1.49	1.57	1.60
	1.19	1.26	1.33	1.35
	85.2%	82.6%	84.4%	86.8%
	304.5%	308.4%	283.2%	292.3%

比	-965	2856	1069	1599		1.01	1.29	1.58	1.85
	-71	80	1991	1968		0.68	0.05	1.33	1.32
	-1585	-951	-1068	-1053		5.30	6.92	8.32	9.97
	159	1053	206	497					
比	2338	182	1129	1412					
	2294	4855	5036	6166	PE	20.9	16.3	13.4	11.4
	4631	5036	6166	7578	PB	4.0	3.05	2.53	2.12

变

d

蔽			
蔽			m
			m
%			
蔽			

S

d

d 变

d
变

d

d d d

比

变

d 财

蔽 d 财

财

财

比

d

蔽 d

d
变

d d

E

d
z

d

变

E

S

E

S

E

S